

## 200G QSFP-DD AOC Checker

### Features

- ◆ 10Gbps, 25Gbps, 28Gbps BERT
- ◆ QSFP DD status checker
- ◆ Friendly graphic user interface (GUI)
- ◆ 1 QSFP DD port
- ◆ Working independently without PC
- ◆ 12V DC power supply
- ◆ Small form & full metal case
- ◆ Mini-USB connection



### Applications

- ◆ Bit error rate test
- ◆ QSFP DD module, QSFP DD AOC test
- ◆ Module power measurement
- ◆ GUI Operating environment: Win XP, Win 7, Win8 and Win10

### Description

The QSFPDD Checker is an instrument which can help you to test QSFP DD module and QSFP DD AOC

It can help you to read the internal memory EEPROM of the modules and display details of the EEPROM (such as the Part Number, Vendor Name, description and range.), monitor all DDM information. In addition it can measure the power of the module.

The QSFP DD Checker combines the Serial Pattern Generator, Bit Error Rate Analyzer. It provides common transmission rate for 10G, 25G and 28G,

The friendly graphic user interface (GUI) provides clear monitoring for bit error rate, bit error counter, time, status, power of the module, selection of data rate and PRBS pattern.

## Absolute Maximum Ratings

Parameter	Symbol	Min	Max	Unit
Supply Voltage	Vcc	-0.5	16	V
Storage Temperature	Ts	-10	+70	°C

## Technical Specifications

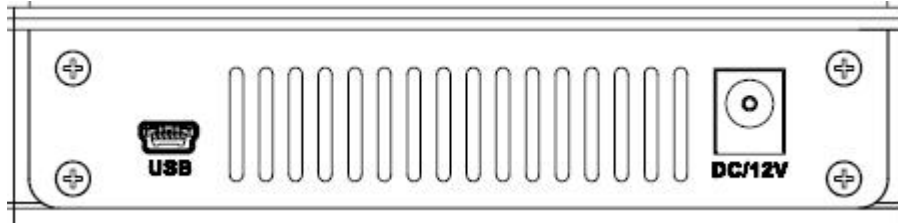
Parameter	Symbol	Min	Typical	Max	Unit
Operating Case Temperature	Tc	-10		+50	°C
Operating Humidity	-	5		85 non-condensing	%
Power Supply Voltage	Vcc	5	12	16	V
Physical Dimensions		2000(W)x1400(D) x24(H)			mm

## Optical and Electrical Characteristics

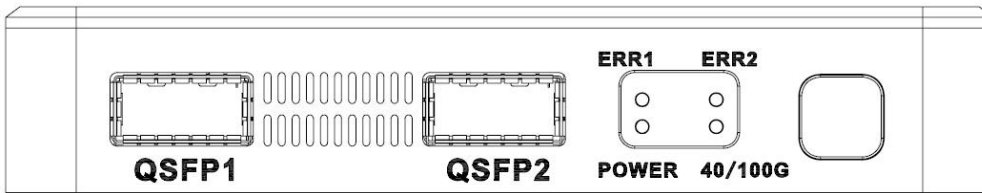
Main Frame	
SFP ports	Standard SFP 20pin with Cage
Transmission rate	10.3Gbps, 25.78125Gbps 27.9525Gbps
Pattern Generator	PRBS7, PRBS9, PRBS21, PRBS23, PRBS31
Module Power measured	
supply current	0~3000mA
Accuracy	± 15%

## Hardware Configuration

### 1. MINI USB and DC Power



### 2. QSFP PORTS and work status



QSFP1: only support 40G (10G single channel)

QSFP2: support 40G, 100G, 112G (10G, 25G, 28G single channel)

KEY: Restart testing

LED:

ERR1: Indicates test result of QSFP1, if any one of the four channels BER (bit error of rate) is not zero, it will be red

ERR2: Indicates test result of QSFP2, if any one of the four channels BER (bit error of rate) is not zero, it will be red

Power: Power indicator

40/100G: 40G: OFF

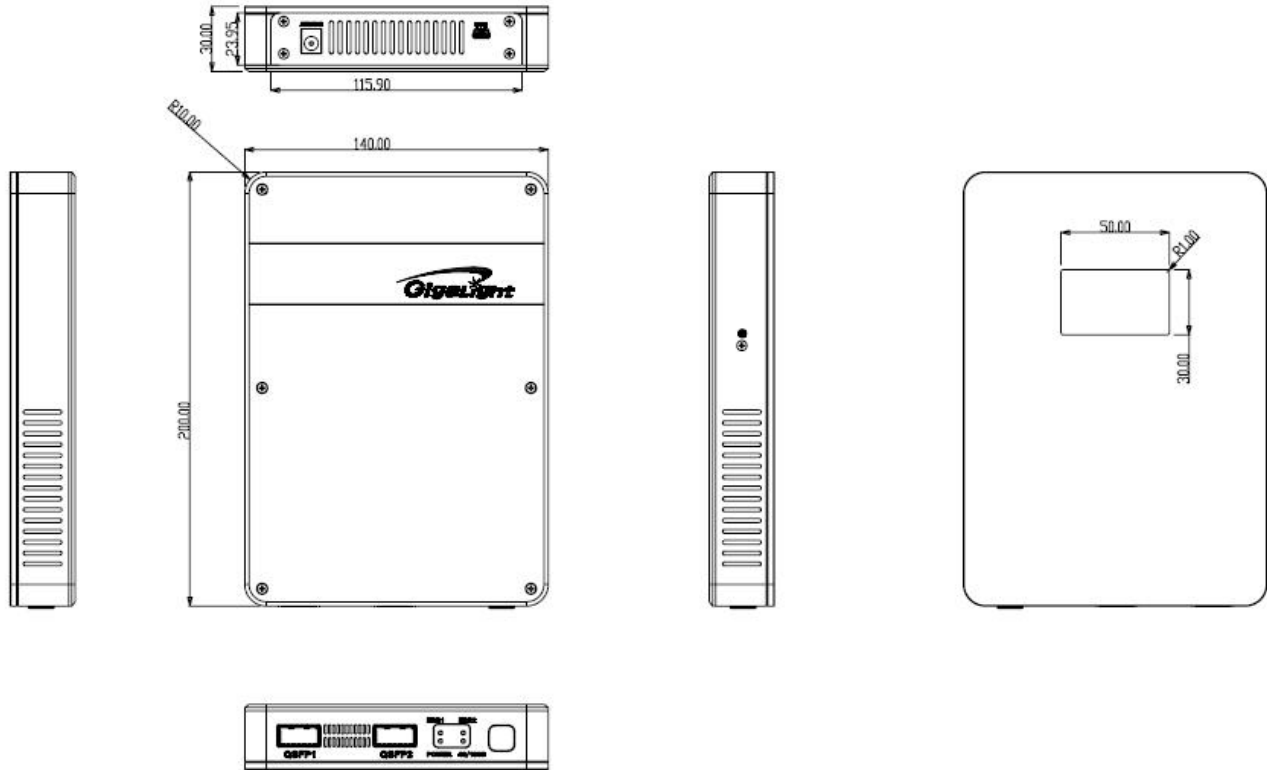
100G: ON

112G: blink

ERR1, ERR2 is no function when the "Checker" is connected to PC

连电脑的情况下，**ERR1 ERR2**指示灯无功能（不管亮不亮，都没有功能）

## Mechanical Dimensions



## Ordering information

Part Number	Product Description
TBD	The 200G QSFP-DD Checker is an test instrument which combines 10Gbps,25Gbps,28Gbps Bit error rate test, DDM Checking, EEPROM coding function, etc.

## Important Notice

Performance figures, data and any illustrative material provided in this data sheet are typical and must be Specifically confirmed in writing by GIGALIGHT before they become applicable to any particular order or contract. In accordance with the GIGALIGHT policy of continuous improvement specifications may change without notice.

The publication of information in this data sheet does not imply freedom from patent or other protective rights of GIGALIGHT or others. Further details are available from any GIGALIGHT sales representative.

E-mail: [sales@gigalight.com.cn](mailto:sales@gigalight.com.cn)

Web: <http://www.gigalight.com.cn>