



Electronic File Download



Shenzhen Gigalight Technology Co., Ltd.


Address: 17F, Zhongtai Tiancheng Building, Shenzhen
Tel: +86-755-2673-4300
Fax: +86-755-2673-8181
Email: sales@gigalight.com
Website: www.gigalight.com

R&D and Factory: Building F3 & F4, Changfeng Industrial Park, Shenzhen
Zip code: 518101
Tel: +86-755-2682-1500
Fax: +86-755-2668-7580
Technical Support: tech@gigalight.com
Customer Service: rma@gigalight.com

VN: YFY-SJZX-240828



DC/AI Interconnect Products and Solutions Brochure



CONTENT

Optical Transceivers

Optical Transceivers 800G	02
Optical Transceivers 400G	03
Optical Transceivers 200G	04
Optical Transceivers 100G	05
Optical Transceivers 50G/40G/25G	06
Fiber Channel Optical transceivers	07

Immersion Liquid Cooling Products

Immersion Liquid Cooling Optical Transceivers	08
Immersion Liquid Cooling AOC	09
Immersion Liquid Cooling DAC	09
Immersion Cooling Extender	10

Active Optical Cable AOC

AOC 10G/25G/40G/50G/56G	11
AOC 100G/128G/120G/200G	12
AOC 400G/800G	13

Direct Attach Cables DAC

DAC 10G~100G	14
DAC 200G	15
DAC 400G	15
DAC 800G	16

Data center solution

Data Center Solution 100G/200G	17
Data Center Solution 400G	19
800G AI Data Center Solution	21


Optical Transceivers

01

Optical Transceivers 800G

Features

- 8-channel full-duplex optical transceiver module
- Hot-pluggable QSFP-DD/OSFP MSA-compliant form factor
- Compliant with CMIS, SFF-8636 and SFF-8665
- Data rate up to 850Gbps
- Case operating temperature range from 0 to 70°C
- EEPROM customized with I²C interface
- RoHS compatible (lead free)



Product	LD	Reach	Optical Interface	Case Operating Temperature (°C)	Max. Power Consumption (W)	P/N
800G OSFP VR8	850nm VCSEL	30m (OM3) 50m (OM4)	MPO16 2xMPO12	0~70	13.5	GOS-MPO801-VR8C
800G OSFP SR8	850nm VCSEL	60m (OM3) 100m (OM4)	MPO16 2xMPO12	0~70	13.5	GOS-MPO801-SR8C
800G OSFP DR8/DR8+	1310nm CW+MZ	500m/2km	Dual MPO12	0~70	16	GOS-SI801DR8CA GOS-SI801XR8C
800G OSFP DR8++	1310nm CW+MZ	10km	Dual MPO12	0~70	16	GOS-SI801LDR8C
800G OSFP 2xFR4	CWDM4 CW+MZ	2km	Dual Duplex LC	0~70	16	GOS-SI8012FR4C
800G OSFP 2xLR4	CWDM4 CW+MZ	10km	Dual Duplex LC	0~70	16	GOS-SI8012LR4C
800G QSFP-DD VR8	850nm VCSEL	30m (OM3) 50m (OM4)	MPO16 2xMPO12	0~70	13.5	GQD-MPO801-VR8C
800G QSFP-DD SR8	850nm VCSEL	60m (OM3) 100m (OM4)	MPO16 2xMPO12	0~70	13.5	GQD-MPO801-SR8C
800G OSFP CWDM8	CWDM8 EML	2km	Dual LC	0~70	15	GOS-SPO801-CIR8C
800G OSFP FR8	LAN-WDM EML	2km	Dual LC	0~70	16	GOS-SPO801-FR8C
800G OSFP LR8	LAN-WDM EML	10km	Dual LC	0~70	16	GOS-SPO801-LR8C
800G QSFP-DD DR8/DR8+	1310nm CW+MZ	500m/2km	MPO16	0~70	16	GQD-SI801DR8C GQD-SI801XR8C
800G QSFP-DD DR8++	1310nm CW+MZ	10km	MPO16	0~70	16	GQD-SI801LDR8C
800G QSFP-DD 2xFR4	CWDM4 CW+MZ	2km	Dual Duplex LC	0~70	16	GQD-SI8012FR4C
800G QSFP-DD 2xLR4	CWDM4 CW+MZ	10km	Dual Duplex LC	0~70	16	GQD-SI8012LR4C
800G QSFP-DD CWDM8	CWDM8 EML	2km	Dual LC	0~70	15	GQD-SPO801-CIR8C
800G QSFP-DD FR8	LAN-WDM EML	2km	Dual LC	0~70	16	GQD-SPO801-FR8C
800G QSFP-DD LR8	LAN-WDM EML	10km	Dual LC	0~70	16	GQD-SPO801-LR8C

Optical Transceivers 400G

Features

- 4/8-channel full-duplex optical transceiver module
- Hot-pluggable QSFP-DD/OSFP/QSFP112 MSA-compliant form factor
- Compliant with CMIS, SFF-8636 and SFF-8665
- Data rate up to 425Gbps
- Case operating temperature range from 0 to 70°C
- EEPROM customized with I²C interface
- RoHS compatible (lead free)



Product	LD	Reach	Optical Interface	Case Operating Temperature (°C)	Max. Power Consumption (W)	P/N
400G QSFP-DD SR8	850nm VCSEL	70m (OM3) /100m (OM4)	MPO16	0~70	8.5	GQD-MPO401-SR8CD
400G QSFP-DD PSM8	1310nm EML	2km/10km	MPO16	20~+60 0~70	11	GDM-SPO401-FR8C GDM-SPO401-LR8C
400G QSFP-DD 2xFR4	CWDM4 DML	2km	Dual Duplex LC	0~70	9	GQD-SPO401-FR4CZ
400G QSFP-DD FR8	LWDM8 EML	2km	Dual LC	0~70	12.5	GQD-SPO401-FR8C
400G QSFP-DD LR8	LWDM8 EML	10km	Dual LC	0~70	12.5	GQD-SPO401-LR8C
400G QSFP-DD VR4	850nm VCSEL	30m (OM3) /50m (OM4)	MPO12	0~70	8	GQD-MPO401-VR4C
400G QSFP-DD SR4	850nm VCSEL	60m (OM3) /100m (OM4)	MPO12	0~70	8	GQD-MPO401-SR4C
400G QSFP-DD DR4/DR4+	1310nm CW+MZ	500m/2km	MPO12	0~70	10	GQD-SI401DR4C GQD-SI401XR4C
400G QSFP-DD DR4++	1310nm CW+MZ	10km	MPO12	0~70	10	GQD-SI401LDR4C
400G QSFP-DD FR4	CWDM4 EML CWDM4 CW+MZ	2km	Dual LC	0~70	11	GQD-SPO401-FR4X GQD-SI401FR4C
400G QSFP-DD CWDM4	CWDM4 EML CWDM4 CW+MZ	6km	Dual LC	0~70	11	GQD-SPO401-CFR4X GQD-SI401XR4C
400G QSFP-DD LR4	CWDM4 EML CWDM4 CW+MZ	10km	Dual LC	0~70	11	GQD-SPO401-LR4X GQD-SI401LR4C
400G QSFP-DD ER4-30	LAN-WDM EML	30km	Dual LC	0~70	11	GOP-SPO401-ER4C
400G QSFP112 VR4	850nm VCSEL	30m (OM3) /50m (OM4)	MPO12	0~70	8	GQS-MPO401-VR4C
400G QSFP112 SR4	850nm VCSEL	60m (OM3) /100m (OM4)	MPO12	0~70	8	GQS-MPO401-SR4C
400G QSFP112 DR4/DR4+	1310nm CW+MZ	500m/2km	MPO12	0~70	10	GQS-SI401DR4C GQS-SI401XR4C
400G QSFP112 DR4++	1310nm CW+MZ	10km	MPO12	0~70	10	GQS-SI401XR4C
400G QSFP112 FR4	CWDM4 EML CWDM4 CW+MZ	2km	Dual LC	0~70	11	GQS-SPO401-FR4C GQS-SI401FR4C
400G QSFP112 CWDM4	CWDM4 EML CWDM4 CW+MZ	6km	Dual LC	0~70	11	GQS-SPO401-CFR4X GQS-SI401-CFR4C
400G QSFP112 LR4	CWDM4 EML CWDM4 CW+MZ	10km	Dual LC	0~70	11	GQS-SPO401-LR4C GQS-SI401-LR4C
400G OSFP-RHS VR4	850nm VCSEL	30m (OM3) /50m (OM4)	MPO12	0~70	8	GOP-MPO401-VR4C
400G OSFP-RHS SR4	850nm VCSEL	60m (OM3) /100m (OM4)	MPO12	0~70	8	GOP-MPO401-SR4C
400G OSFP-RHS DR4/DR4+	1310nm CW+MZ	500m/2km	MPO12	0~70	10	GOP-SI401DR4C GOP-SI401XR4C
400G OSFP-RHS DR4++	1310nm CW+MZ	10km	MPO12	0~70	10	GOP-SI401XR4C
400G OSFP-RHS FR4	CWDM4 EML CWDM4 CW+MZ	2km	Dual LC	0~70	11	GOP-SPO401-FR4C GOP-SI401FR4C
400G OSFP-RHS CWDM4	CWDM4 EML CWDM4 CW+MZ	6km	Dual LC	0~70	11	GOP-SPO401-CFR4X GOP-SI401-CFR4C
400G OSFP-RHS LR4	CWDM4 EML CWDM4 CW+MZ	10km	Dual LC	0~70	11	GOP-SPO401-LR4C GOP-SI401-LR4C

Optical Transceivers 200G

Features

- 4/8-channel full-duplex optical transceiver module
- Hot-pluggable QSFP56/QSFP-DD MSA-compliant form factor
- Compliant with CMIS, SFF-8636 and SFF-8665
- Data rate up to 212.5Gbps or 206.25Gbps
- EEPROM customized with I²C interface
- RoHS compatible (lead free)




Product	LD	Reach	Optical Interface	Case Operating Temperature (°C)	Max. Power Consumption (W)	P/N
200G QSFP-DD SR8	850nm VCSEL	100m	MPO24	0~70 -40~+85	4	GQD-MPO201-DSR4C
200G QSFP-DD 2xCWDM4	2xCWDM4 DML	2km	Dual Duplex LC	0~70	6.5	GQD-SPO201-CIR4C
200G QSFP-DD PSM8	1310nm DML	2km/10km/20km	MPO24/MPO16	0~70 -40~+85	6 6.5	GDM-SPO201-FR8C GDM-SPO201-LR8C
200G QSFP-DD LR8	LWDM DML	10km/20km	Dual LC	0~70	7.5	GQD-SPO201-LR8C
200G QSFP56 SR4	850nm VCSEL	70m (OM3) /100m (OM4/OM5)	MPO12	0~70	5	GQS-MPO201-SR4C
200G QSFP56 DR4	1310nm DML	500m	MPO12	0~70	5.5	GQS-SPO201-DR4C
200G QSFP56 FR4	CWDM4 DML	2km	Dual LC	0~70	6	GQS-SPO201-FR4CW
200G QSFP56 LR4	CWDM4 DML LWDM4 DML	10km/20km	Dual LC	0~70	7.5	GQS-SPO201-LR4C
200G QSFP56 SR2	850nm VCSEL	100m	MPO12	0~70	TBD	TBD

Optical Transceivers 100G

Features

- 1/4-channel full-duplex optical transceiver module
- Hot-pluggable QSFP28/SFP-DD/SFP112 MSA-compliant form factor
- Compliant with CMIS, SFF-8636 and SFF-8665
- Data rate up to 103.125/106.25
- EEPROM customized with I²C interface
- RoHS compatible (lead free)




Product	LD	PD	Reach	Optical Interface	Case Operating Temperature (°C)	Max. Power Consumption (W)	P/N
100G QSFP28 SR4	850nm VCSEL	PIN	70m(OM3) 100m(OM4)	MPO12	0~70 -40~+85	2	GQS-MPO101-SR4C GQS-MPO101-SR4T
100G QSFP28 eSR4	850nm VCSEL	PIN	70m(OM3) 100m/300m(OM4)	MPO12	0~70 -40~+85	2	GQS-MPO101-eSR4C GQS-MPO101-eSR4T
100G QSFP28 SWDM4	SWDM VCSEL	PIN	70m(OM3) 100m(OM4)/150m(OM5)	Dual LC	0~70 -40~+85	3.5	GQS-MPO101-SM4C
100G QSFP28 PSM4	1310nm DML	PIN	2km	MPO12	0~70	3.5	GQM-SPO101-IR4C
100G QSFP28 xPSM4	1310nm DML	PIN	10km	MPO12	0~70 -40~+85	3.5	GQM-SPO101-LR4C GQM-SPO101-LR4T
100G QSFP28 CWDM4	CWDM4 DML	PIN	2km/10km	Dual LC	0~70 -40~+85	3.5	GQS-SPO101-CLR4C GQS-SPO101-CLR4C GQS-SPO101-CLR4T
100G QSFP28 CLR4	CWDM4 DML	PIN	2km/10km	Dual LC	0~70 -40~+85	3.5	GQS-SPO101-CCR4CB GQS-SPO101-CMR4C
100G QSFP28 LR4	LWDM4 DML	PIN	10km/20km	Dual LC	0~70 -40~+85	3.5	GQS-SPO101-LR4C GQS-SPO101-LR4T GQS-SPO101-L24C
100G QSFP28 LR4(Dual Rates)	LWDM4 DML	PIN	10km/20km	Dual LC	0~70	3.5	GQS-SPO111-LR4C GQS-SPO111-L24C
100G QSFP28 ER4 Lite	LWDM4 DML	APD	40km	Dual LC	0~70	3.8	GQS-SPO101-ES4C
100G QSFP28 ER4	LWDM4 EML	PIN+SOA	40km	Dual LC	0~70	6	GQS-SPO101-ER4C GQS-SPO111-ER4C
100G QSFP28 ZR4	LWDM4 EML	PIN+SOA	80km	Dual LC	0~70	6	GQS-SPO101-ZR4C
100G QSFP28 SR1.2	850/900nm BiDi VCSEL	PIN	100m(OM4) 150m(OM5)	Dual LC	0~70	3	GQS-MPO101-SRBDC
100G QSFP28 SR1	850nm VCSEL	PIN	70m(OM3)/100m(OM4)	MPO12	0~70	2	GQS-SPO101-SR1C
100G QSFP28 DR1	1310nm DML 1310nm CW+MZ	PIN	500m	Dual LC	0~70	4	GQS-SPO101-DR1C GQS-SI101DR1C
100G QSFP28 FR1	1310nm EML 1310nm CW+MZ	PIN	2km	Dual LC	0~70	3.5	GQS-SPO101-FR1C GQS-SI101FR1C
100G QSFP28 LR1	1310nm EML 1310nm CW+MZ	PIN	10km/20km	Dual LC	0~70	4	GQS-SPO101-LR1C GQS-SI101LR1C
100G QSFP28 ER1	1310nm EML	APD	40km	Dual LC	0~70	4	GQS-SPO101-ER1C
100G QSFP28 BiDi LR1	1271/1331nm EML	PIN	10km	Dual LC	0~70	4.5	GBQ-2733101-LR1C GBQ-3327101-LR1C
100G QSFP28 BiDi XLR1	1295/1309 1291/1311nm DML	PIN	20km	MPO12	0~70	4.5	GBQ-2930101-L21C GBQ-2931101-L21C
100G QSFP28 BiDi ER1-30	1304/1309nm DML	PIN	30km	MPO12	0~70	4.5	GBQ-3030101-L31C
100G QSFP28 BiDi ZR4	LAN WDM EML	SOA+PIN	80km	Dual LC	0~70	6.5	GBQ-U101-ZR4 GBQ-D101-ZR4
100G SFP56-DD FR1	1310nm EML	PIN	2km	Dual LC	0~70	3.5	GSD-SPO111-FR1C
100G SFP56-DD LR1	1310nm EML	PIN	10km/20km	Dual LC	0~70	3.5	GSD-SPO111-LR1C
100G SFP56-DD ER1	1310nm EML	PIN	30km	Dual LC	0~70	3.5	GSD-SPO111-ER1C
100G SFP112 FR1	1310nm DML	PIN	2km	Dual LC	0~70	3.5	GSS-SPO101-FR1C
100G QSFP28 PSM DWDM4	O-band 150GHz DML C-band 100GHz EML	PIN+SOA PIN+EDFA +DCM	40km/80km	MPO	0~70	5	GQS-Dxx101-124C GQS-Oxx101-ER4C
100G QSFP28 DWDM1 SiPh	O-BAND CW+MZ	PIN	30km	Dual LC	0~70	4	GQS-SI101-DES1C
100G QSFP28 SR4 Rugged	850nm VCSEL	PIN	70m(OM3)100m(OM4)	MPO12	0~70	2	GQF-MPO101-SR4C
100G QSFP28 PSM4 Rugged	1310nm EML	PIN	2km	MPO12	0~70	3.5	GMF-SPO101-LR4C
100G QSFP28 CWDM4 Rugged	CWDM4 DML	PIN	2km	Dual LC	0~70	3.5	GQF-SPO101-CLR4C

Optical Transceivers 50G/40G/25G

Features

- 1/4-channel full-duplex optical transceiver module
- Hot-pluggable SFP28/SFP56/QSFP+ MSA-compliant form factor
- Compliant with SFF-8402, SFF-8431 and SFF-8432
- Data rate up to 10.3125Gbps-56.25Gbps
- EEPROM customized with I²C interface
- RoHS compatible (lead free)




Product	LD	PD	Reach	Optical Interface	Case Operating Temperature (°C)	Max. Power Consumption (W)	P/N
50G SFP56 SR	850nm VCSEL	PIN	70m(OM3) 100m(OM4)	Dual LC	0~70	2	GSS-MPO560-SRC
50G SFP56 LR	1310nm EML	PIN	10km	Dual LC	0~70 -40~+85	3	GSS-SPO500-LR1C GSS-SPO500-LR1T
50G SFP56 ER	1310nm EML	APD	40km	Dual LC	0~70 -40~+85	3	GSS-SPO500-ER1C GSS-SPO500-ER1T
40G QSFP+ SR4	850nm VCSEL	PIN	70m(OM3) 100m(OM4)	MPO12	0~70 -40~+85	1.5	GQS-MPO400-SR4C GQS-MPO400-SR4T
40G QSFP+ PSM4	1310nm DML	PIN	2km/10km	MPO12	0~70	3.5	GQM-SPO400-IR4C GQM-SPO400-LR4C
40G QSFP+ LR4	CWDM4 DML	PIN	2km/10km	Dual LC	0~70	3.5	GQS-SPO400-IR4C GQS-SPO400-LR4C
40G QSFP+ ER4	CWDM4 DML	APD	40km	Dual LC	0~70	3.5	GQS-SPO400-ER4C
40G QSFP+ ZR4	LWDM4 EML	APD	80km	Dual LC	0~70	6	GQS-SPO401-ZR4C
25G SFP28 SR	850nm VCSEL	PIN	70m(OM3) 100m(OM4)	Dual LC	0~70 -40~+85	1	GSS-MPO250-SRC GSS-MPO250-SRT
25G SFP28 LR	1310nm DML	PIN	10km/20km	Dual LC	0~70 -40~+85	1.2	GSS-SPO250-LRC/T GSS-SPO250-L2C/T
25G SFP28 ER	1310nm EML	APD	40km	Dual LC	0~70 -40~+85	1.8	GSS-SPO250-ERC/T
25G SFP28 ZR	1300nm EML	SOA+PIN	80km	Dual LC	0~70	2.5	GSS-SPO250-ZRC

Fiber Channel Optical transceivers

Features

- Enterprise-level DCI optical transceivers based on FC protocol
- Hot-pluggable SFP+/SFP28/QSFP+/QSFP28 form factor
- 1/4-channel full-duplex transceiver modules
- Data rate up to 14.025 to 112.2Gbps
- Comply with 16G/32G/56G/128G fiber channel standard
- Backwards compatible with 2G/4G/8G Fiber Channel standard
- Duplex LC or MPO12 optical port
- Power supply voltage 3.3V
- RoHS compatible (lead free)



Product	Rate	Wavelength	Case Operating Temperature (°C)	Reach	Optical Interface	Max. Power Consumption (W)	P/N
16GFC SFP+ SR	14.025Gbps	850nm	0~70 -40~+85	190mm	Dual LC	1.2	GPP-8514G-SRC
16GFC SFP+ LR	14.025Gbps	1310nm	0~70 -40~+85	10km	Dual LC	1.5	GPP-3114G-LRC
16GFC SFP+ CWDM	14.025Gbps	CWDM	0~70 -40~+85	40km	Dual LC	1.8	GCP-xx14G-04C
16GFC SFP+ DWDM	14.025Gbps	DWDM	0~70 -40~+85	10km	Dual LC	2	GDP-xx14G-01x
16GFC SFP+ DWDM	14.025Gbps	DWDM	0~70 -40~+85	40km	Dual LC	2	GDP-Dxx14G-04x
32GFC SFP28 SR	28.05Gbps	850nm	0~70 -40~+85	70m (OM3) 100m (OM4)	Dual LC	1	GSS-MPO280-SRC GSS-MPO280-SRT
32GFC SFP28 eSR	28.05Gbps	850nm	0~70 -40~+85	200m (OM3) 300m (OM4)	Dual LC	1	GSS-MPO280-eSRC GSS-MPO280-eSRT
32GFC SFP28 LR	28.05Gbps	1310nm	0~70	25km	Dual LC	1.8	GSS-SPO280-L2C
32GFC SFP28 DWDM	28.05Gbps	DWDM	0~70 -40~+85	10km	Dual LC	1.8	GSS-Dxx280-LRT
56G QSFP+ SR4	56.25Gbps	850nm	0~70	100m (OM3) 150m (OM4)	MPO12	1.5	GQS-MPO560-SR4C
128GFC QSFP28 SR4	112.2Gbps	850nm	0~70 -40~+85	70m (OM3) 100m (OM4)	MPO12	2	GQS-MPO111-SR4C GQS-MPO111-SR4T

Immersion Liquid Cooling Products

02

Immersion Liquid Cooling Optical Transceivers

Features

- Submersible version transceiver module & AOC
- Hot-pluggable SFP/QSFP/QSFP-DD/OSFP MSA-compliant form factor
- Compliant with CMIS, SFF-8636 and SFF-8665
- Data rate up to 10.3125Gbps-850Gbps
- Case operating temperature range from 0 to 60°C
- EEPROM customized with I²C interface
- RoHS compatible (lead free)



Product	Standard	LD	PD	Reach	Optical Interface	Case Operating Temperature (°C)	Max. Power Consumption (W)	P/N
10G SFP+ SR	10GBASE-SR	850nm VCSEL	PIN	300m(OM3) 400m(OM4)	LC Pigtail FC Pigtail	0~60	0.8	GL-S100-SR-L/F
10G SFP+ LR	10GBASE-LR	1310nm DML	PIN	10km	LC Pigtail FC Pigtail	0~60	0.8	GL-S100-LR-L/F
10G SFP+ BiDi LR	10GBASE	1270nm/ 1310nm DML	PIN	10km	LC Pigtail FC Pigtail	0~60	1.5	GL-S100-23LR-L/F GL-S100-32LR-L/F
25G SFP28 SR	25GBASE-SR	850nm VCSEL	PIN	70m(OM3) 100m(OM4)	LC Pigtail FC Pigtail	0~60	1	GL-S250-SR-L/F
25G SFP28 LR	25GBASE-LR	1310nm DML	PIN	10km(SMF)	LC Pigtail FC Pigtail	0~60	1.5	GL-S250-LR-L/F
25G SFP28 BiDi LR	25GBASE-BX10-D 25GBASE-BX10-U	1270nm/ 1310nm DML	PIN	10km	LC Pigtail FC Pigtail	0~60	1.6	GL-S250-23LR-L/F GL-S250-32LR-L/F
40G QSFP+ SR4	40GBASE-SR4	850nm VCSEL	PIN	70m(OM3) 100m(OM4)	MPO12 Pigtail	0~60	1.5	GL-Q400-SR4-M
100G QSFP28 SR4	100GBASE-SR4 EDR	850nm VCSEL	PIN	70m(OM3) 100m(OM4)	MPO12 Pigtail	0~60	2	GL-Q101-SR4-M
100G QSFP28 PSM4	100G-PSM4 EDR	1310nm DML	PIN	2km	MPO12 Pigtail	0~60	4.5	GL-P101-IR4-M
200G QSFP56 SR4	100GBASE-SR4 200GBASE-SR4	850nm VCSEL	PIN	70m (OM3) 100m (OM4)	MPO12 Pigtail	0~60	5	GL-Q201-SR4-M
400G OSFP-RHS SR4	400GBASE-SR4	850nm	PIN	100m	MPO12 Pigtail	0~60	8	GL-O401-SR4-M
400G QSFP112 SR4	400GBASE-SR4	850nm	PIN	100m	MPO12 Pigtail	0~60	8	GL-Q401-SR4-M
800G QSFP-DD SR8	800GBASE-SR8	850nm VCSEL	PIN	100m	MPO16 Pigtail Dual MPO12 Pigtail	0~60	18.5	GL-D801-SR8-M
800G OSFP SR8	800GBASE-SR8	850nm VCSEL	PIN	100m	MPO16 Pigtail Dual MPO12 Pigtail	0~60	18.5	GL-O801-SR8-M

Immersion Liquid Cooling AOC

Features

- Submersible version AOC
- Hot-pluggable SFP/QSFP28/QSFP56 MSA-compliant form factor Compliant with CMIS,
- SFF-8636 and SFF-8665
- Data rate up to 10.31-212.5Gbps
- Case operating temperature range from 0 to 60 °C



Product	Standard	LD	PD	Reach	Max. Power Consumption (W)
10G SFP+ AOC	10GBase-SR	850nm VCSEL	PIN	1-100m/400m	0.8
25G SFP28 AOC	25GBase-SR	850nm VCSEL	PIN	1-100m	1
40G QSFP+ AOC	40GBase-SR4	850nm VCSEL	PIN	1-300m/400m	1.5
100G QSFP28 AOC	100GBase-SR4	850nm VCSEL	PIN	1-100m/300m	2
100G QSFP28 to 2/4x Breakout AOC	100GBase-SR4	850nm VCSEL	PIN	1-100m/300m	2/1.5/1
200G QSFP-DD AOC	100GBase-SR4	850nm VCSEL	PIN	1-100m	4
200G QSFP-DD to 2/4/8x Breakout AOC	100GBase-SR4	850nm VCSEL	PIN	1-100m	4/2/1.5/1
200G QSFP56 AOC	100G/200GBase-SR4	850nm VCSEL	PIN	1-100m	5
200G QSFP56 2/4x Breakout AOC	100G/200GBase-SR4	850nm VCSEL	PIN	1-100m	5/4.5/2
400G QSFP-DD AOC	400GBase-SR8/200GBase-SR4	850nm VCSEL	PIN	1-100m	9
400G QSFP-DD to 2/4/8x Breakout AOC	400GBase-SR8/200GBase-SR4	850nm VCSEL	PIN	1-100m	9/5/4.5/2
400G OSFP-RHS AOC	400GBase-SR8	850nm VCSEL	PIN	1-100m	10
400G OSFP-RHS to 2/4/8x Breakout AOC	400GBase-SR8	850nm VCSEL	PIN	1-100m	10/5/4.5/2
400G QSFP112 AOC	400GBase-SR4	850nm VCSEL	PIN	1-100m	10
400G QSFP112 to 2/4/8x Breakout AOC	400GBase-SR4	850nm VCSEL	PIN	1-100m	10/5/4.5/2
800G QSFP-DD AOC	800GBase-SR8	850nm VCSEL	PIN	1-100m	15
800G QSFP-DD to 2/4/8x Breakout AOC	800GBase-SR8	850nm VCSEL	PIN	1-100m	15/10/5/4.5
800G OSFP AOC	800GBase-SR8	850nm VCSEL	PIN	1-100m	15
800G OSFP to 2/4/8x Breakout AOC	800GBase-SR8	850nm VCSEL	PIN	1-100m	15/10/5/4.5

Immersion Liquid Cooling DAC

Features

- Special design for liquid immersion environment
- Data rate up to 10.31-212.2Gbps
- Compatible to SFP28/QSFP28/QSFP56/QSFP-DD/OSFP MSA
- Copper link length up to 7m
- Operating Temperature: 0~ 70°C



Product	Rate	Reach	P/N
10G SFP+ DAC	10.52Gbps	7m	GLS-PC100-XXC
25G SFP28 DAC	25.78125Gbps	5m	GLS-PC250-XXC
40G QSFP+ DAC	41.25Gbps	5m	GLQ-PC400-XXC
100G QSFP28 DAC	103.12Gbps	5m	GLQ-PC101-XXC
200G QSFP56 DAC	212.5Gbps	3m	GLQ-PC201-XXC
200G QSFP-DD DAC	206.25Gbps	3m	GLD-PC201-XXC
400G QSFP-DD DAC	425Gbps	3m	GLD-PC401-XXC
400G OSFP-RHS DAC	425Gbps	3m	GLO-PC401-XXC
400G QSFP112 DAC	425Gbps	3m	GLQ-PC401-XXC
800G QSFP-DD DAC	850Gbps	2m	GLD-PC801-XXC
800G OSFP DAC	850Gbps	2m	GLO-PC801-XXC

Immersion Cooling Extender

Features

- Significant CAPEX savings for immersion liquid-cooling data centers
- 30AWG twinax copper cable with length up to 50cm
- Simple deployment and fast connection
- Ultra-high reliability with simple structure
- Commercial case temperature range of 0°C to 60°C



Product	Encapsulation	AWG	Reach	Case Operating Temperature (°C)	P/N
40G QSFP+ Immersion Cooling Extender	QSFP+ to QSFP+ Flat Cage	30AWG	50cm	0~70	GLQE-PC400-DXX
100G QSFP28 Immersion Cooling Extender	QSFP28 to QSFP28 Flat Cage	30AWG	50cm	0~70	GLQE-PC101-DXX
200G QSFP56 Immersion Cooling Extender	QSFP56 to QSFP56 Flat Cage	30AWG	50cm	0~70	GLQE-PC201-DXX
200G QSFP-DD Immersion Cooling Extender	QSFP-DD to QSFP-DD Flat Cage	30AWG	50cm	0~70	GLQD-PC201-DXX
400G QSFP-DD Immersion Cooling Extender	QSFP-DD to QSFP-DD Flat Cage	30AWG	50cm	0~70	GLQD-PC401-DXX
800G QSFP-DD Immersion Cooling Extender	QSFP-DD to QSFP-DD Flat Cage	30AWG	50cm	0~70	GLQD-PC801-DXX


Active Optical Cables AOC

03

AOC 10G/25G/40G/50G/56G

Features

- Single-channel full-duplex active optical cable
- 850nm VCSEL transmitter and PIN receiver
- Hot-pluggable SFP MSA-compliant connectors
- Compliant with SFF-8402, SFF-8431 and SFF-8432
- OM2, OM3 or OM4 MMF optional
- EEPROM customized with I²C interface
- RoHS compatible (lead free)




Product	Rate	Reach	Max. Power Consumption (W)	P/N
10G SFP+ AOC	10.3125Gbps	300m (OM3)	1	GSS-MDO100-xxxC
25G SFP28 AOC	25.78125Gbps	70m (OM3) or 100m (OM4)	1	GSS-MDO250-xxxC
32GFC SFP28 AOC	28.05Gbps	70m (OM3) or 100m (OM4)	1	GSS-MDO280-xxxC
32GFC SFP28 AOC (Enhanced)	28.05Gbps	200m (OM3) or 300m (OM4)	1	GSS-MDO280-exxxC
40G QSFP+ AOC	41.25Gbps	300m (OM3) or 400m (OM4)	1.5	GQS-MDO400-xxxC
40G QSFP+ to 4x 10G SFP+ AOC	41.25Gbps	100m (OM3)	1.5(40G)/1(10G)	GQP-MDO400-xxxC
50G SFP56 AOC	53.125Gbps	70m (OM3) or 100m (OM4/OM5)	2	GSS-MDO280-exxxC
56G QSFP+ AOC	56.25Gbps	100m (OM3) or 150m (OM4)	1.5	GQS-MDO560-xxxC
56G QSFP28 AOC	56.1Gbps	70m (OM3) or 100m (OM4)	1.5	GQQ-MDO560-xxxC

Note: The "xxx" in the P/N means the Length, e.g., 001 means 1 meter, 002 means 2 meters, 010 means 10 meters, 100 means 100 meters, etc.

AOC 100G/128G/120G/200G

Features

- 1/4/8/12-channel full-duplex active optical cable
- 850nm VCSEL transmitter and PIN receiver
- Hot-pluggable QSFP28/CXP/SFP-DD/SFP112/QSFP56/QSFP-DD MSA-compliant connectors
- Compliant with CMIS, SFF-8636 and SFF-8665
- OM3, OM4 or OM5 MMF optional
- EEPROM customized with I²C interface
- RoHS compatible (lead free)




Product	Rate	Reach	Max. Power Consumption (W)	P/N
100G QSFP28 AOC	103.125Gbps	70m (OM3) or 100m (OM4)	2	GQS-MDO101-xxxC
100G QSFP28 AOC (Enhanced)	103.125Gbps	200m (OM3) or 300m (OM4)	2	GQS-MDO101-exxxC
100G QSFP28 to 2x 50G QSFP28 AOC	112.2Gbps	70m (OM3) or 100m (OM4)	2(100G)/1.5(50G)	GQS2-MDO101-xxxC
100G QSFP28 to 4x 25G SFP28 AOC	103.125Gbps	70m (OM3) or 100m (OM4)	2(100G)/1(25G)	GQP-MDO101-xxxC
120G CXP AOC	103.125Gbps	300m (OM3) or 400m (OM4)	4.5	GCX-MDO121-xxxC
120G CXP to 3x 40G QSFP+ AOC	103.125Gbps	100m (OM3)	4.5(120G)/1.5(40G)	GCQ-MDO121-xxxC
128GFC QSFP28 AOC	112.2Gbps	70m (OM3) or 100m (OM4)	2	GQS-MDO111-xxxC
128GFC QSFP28 AOC (Enhanced)	112.2Gbps	200m (OM3) or 300m (OM4)	2	GQS-MDO111-exxxC
200G QSFP28-DD AOC	206.25Gbps	70m (OM3) or 100m (OM4)	4	GQD-MDO201-xxxC
200G QSFP28-DD to 2x 100G QSFP28 AOC	206.25Gbps	70m (OM3) or 100m (OM4)	4(200G)/2(100G)	GDA2-MDO201-xxxC
200G QSFP28-DD to 4x 50G QSFP28 AOC	206.25Gbps	70m (OM3) or 100m (OM4)	4(200G)/1.5(50G)	GDA4-MDO201-xxxC
200G QSFP56 AOC Lite	212.5Gbps	35m (OM3)	4.5	GQS-MDO201-xxxCW
200G QSFP56 AOC	206.25Gbps	70m (OM3) or 100m (OM4/OM5)	5	GQS-MDO201-xxxC
200G QSFP56 to 2x 100G QSFP56 AOC	206.25Gbps	70m (OM3) or 100m (OM4/OM5)	5(200G)/4.5(100G)	GQQ2-MDO201-xxxC
200G QSFP56 to 4x 50G QSFP56 AOC	206.25Gbps	70m (OM3) or 100m (OM4/OM5)	5(200G)/4.5(50G)	GQQ4-MDO201-xxxC
200G QSFP56 to 4x 50G SFP56 AOC	206.25Gbps	70m (OM3) or 100m (OM4/OM5)	5(200G)/2(50G)	GQP-MDO201-xxxC

Note: The "xxx" in the P/N means the Length, e.g., 001 means 1 meter, 002 means 2 meters, 010 means 10 meters, 100 means 100 meters, etc.

AOC 400G/800G

Features

- 4/8-channel full-duplex active optical cable
- 850nm VCSEL transmitter and PIN receiver
- Hot-pluggable QSFP112/ QSFP-DD/OSFP MSA-compliant connectors
- Compliant with CMIS, SFF-8636 and SFF-8665
- OM3, OM4 or OM5 MMF optional
- EEPROM customized with I²C interface
- RoHS compatible (lead free)



Product	Rate	Reach	Max. Power Consumption (W)	P/N
400G QSFP56-DD AOC	425Gbps	70m (OM3) or 100m (OM4/OM5)	9	GQD-MDO401-xxxC
400G QSFP56-DD to 2x 200G QSFP56 AOC	425Gbps	70m (OM3) or 100m (OM4/OM5)	9(400G)/5(200G)	GDA2-MDO401-xxxC
400G QSFP56-DD to 4x 100G QSFP56 AOC	425Gbps	70m (OM3) or 100m (OM4/OM5)	9(400G)/4.5(100G)	GDA4-MDO401-XXXC
400G QSFP56-DD to 8x 50G SFP56 AOC	425Gbps	70m (OM3) or 100m (OM4/OM5)	9(400G)/2(50G)	GDS8-MDO401-xxxC
400G QSFP112 AOC	425Gbps	60m (OM3) or 100m (OM4)	8	GQS-MDO401-XXXC
400G OSFP-RHS AOC	425Gbps	60m (OM3) or 100m (OM4)	8	GOP-MDO401-XXXC
400G OSFP-RHS to 2x200G QSFP56 AOC	425Gbps	60m (OM3) or 100m (OM4)	8(400G)/4.2(200G)	GOS-GDA2MDO401-xxxC
800G QSFP-DD AOC	850Gbps	30m (OM3) or 50m (OM4)	14	GCQ-MDO121-xxxC
800G OSFP AOC	850Gbps	30m (OM3) or 50m (OM4)	14	GQS-MDO111-xxxC
800G QSFP-DD to 2x400G QSFP112 Breakout AOC	850Gbps	30m (OM3) or 50m (OM4)	14(800G)/8(400G)	GQS-MDO111-exxxC
800G OSFP to 2x400G OSFP112 Breakout AOC	850Gbps	30m (OM3) or 50m (OM4)	14(800G)/8(400G)	GQD-MDO201-xxxC

Note: The "xxx" in the P/N means the Length, e.g., 001 means 1 meter, 002 means 2 meters, 010 means 10 meters, 100 means 100 meters, etc.


Direct Attach Cables DAC (PCC / ACC)

04

DAC 10~100G

Features

- Single-channel full-duplex twinax copper cable
- 24, 26, or 30 AWG optional
- Hot-pluggable SFP MSA-compliant connectors
- Compliant with SFF-8402, SFF-8431 and SFF-8432
- Case operating temperature range: 0 to 70°C
- EEPROM customized with I²C interface
- Enhanced EMI/EMC performance
- RoHS compatible (lead free)



Product	Rate	Port 1	Port 2	Reach	P/N
10G SFP+ PCC	10.3125Gbps	SFP+	SFP+	3m (30AWG) 7m (24AWG)	GPP-PC192-xxxxC
25G SFP28 PCC	25.78125Gbps	SFP28	SFP28	2m (30AWG) 5m (26AWG)	GPP-PC250-xxxxC
40G QSFP+ PCC	41.25Gbps	QSFP+	QSFP+	3m (30AWG) 5m (26AWG)	GQS-PC400-xxC
40G QSFP+ to 4x 10G SFP+ PCC	41.25Gbps 4x10.3125Gbps	QSFP+	SFP+	3m (30AWG)	GQS-PC400-xxC
50G SFP56 PCC	53.125Gbps	SFP56	SFP56	2m (30AWG) 3m (26AWG)	GSS-PC560-xxC
56G QSFP+ PCC	56.25Gbps	QSFP+	QSFP+	2m (30AWG) 3m (28AWG) / 5m (26AWG)	GQS-PC560-xxxxC
100G QSFP28 PCC	103.125Gbps	QSFP28	QSFP28	3m (30AWG) 5m (26AWG)	GQS-PC101-xxC
100G QSFP28 to 4x 25G SFP28 PCC	103.125Gbps 4x25.78125Gbps	QSFP28	SFP28	3m (30AWG) 5m (26AWG)	GQS-4P28-PxxC
100G SFP112 PCC	103.125Gbps	SFP112	SFP112	1.8m (26AWG)	GSS-PC101-xxC
100G SFP112 ACC	103.125Gbps	SFP112	SFP112	5m (26AWG)	GSS-AC101-xxC

Note: The "xxx" in the P/N means the Length, e.g., 001 means 1 meter, 002 means 2 meters, 010 means 10 meters, 100 means 100 meters, etc.

DAC 200G

Features

- 4/8-channel full-duplex twinax copper cable
- 26 or 30 AWG optional
- Hot-pluggable QSFP56/QSFP-DD MSA-compliant connectors
- Compliant with CMIS, SFF-8636 and SFF-8665
- Case operating temperature range: 0 to 70°C
- EEPROM customized with I²C interface
- Enhanced EMI/EMC performance
- RoHS compatible (lead free)



Product	Rate	Port 1	Port 2	Reach	P/N
200G PCC					
200G QSFP-DD PCC	206.25Gbps	QSFP28-DD	QSFP28-DD	3m (30AWG) 5m (26AWG)	GQD-PC201-xxC
200G QSFP56 PCC	212.5Gbps	QSFP56	QSFP56	2m (30AWG) 3m (26AWG)	GQS-PC201-XXC
200G QSFP56 to 2x 100G QSFP56 PCC	212.5Gbps	QSFP56	QSFP56	3m (30AWG) 2m (26AWG)	GQS-2Q56-PXXC
200G QSFP56 to 4x 50G SFP56 PCC	212.5Gbps 4x53.125Gbps	QSFP56	SFP56	2m (30AWG) 3m (26AWG)	GQS-4Q56-PXXC
200G ACC					
200G QSFP56 ACC	212.5Gbps	QSFP56	QSFP28	7m (26AWG)	GQS-AC201-DXXC

DAC 400G

Features

- 4/8-channel full-duplex twinax copper cable
- 26 or 30 AWG optional
- Hot-pluggable QSFP-DD/QSFP112/OSFP MSA-compliant connectors
- Compliant with CMIS, SFF-8636 and SFF-8665
- Case operating temperature range: 0 to 70°C
- EEPROM customized with I²C interface
- Enhanced EMI/EMC performance
- RoHS compatible (lead free)



Product	Rate	Port 1	Port 2	Reach	P/N
400G PCC					
400G QSFP56-DD PCC	425Gbps	QSFP56-DD	QSFP56-DD	2m (30AWG) 3m (26AWG)	GQD-PC401-xxC
400G QSFP56-DD to 2x 200G QSFP56 PCC	425Gbps 2x212.5Gbps	QSFP56-DD	QSFP56	2m (30AWG) 3m (26AWG)	GQD-2Q56P401-xxC
400G QSFP56-DD to 4x 100G QSFP56 PCC	425Gbps 4x103.125Gbps	QSFP56-DD	QSFP56	2m (30AWG) 3m (26AWG)	GQD-4Q56P401-xxC
400G QSFP56-DD to 8x 50G SFP56 PCC	425Gbps 8x53.125Gbps	QSFP56-DD	SFP56	2m (30AWG) 3m (26AWG)	GQD-8S56P401-XXC
400G QSFP112 PCC	425Gbps	QSFP112	OSFP112	1m (30AWG) 2m (26AWG)	GQS-PC401-xxC
400G OSFP-RHS PCC	425Gbps	OSFP-RHS	OSFP-RHS	1m (30AWG) 2m (26AWG)	GOS-PC401-xxC
400G OSFP-RHS to 2x 200G QSFP56 PCC	425Gbps 2x212.5Gbps	OSFP-RHS	OSFP56	1.5m (30AWG) 2m (26AWG)	GOS-2Q56P401-xxC
400G OSFP-RHS to 2x 200G QSFP28 PCC	425Gbps 2x212.5Gbps	OSFP-RHS	QSFP28	1.5m (30AWG) 2m (26AWG)	GOS-2Q28P401-xxC
400G OSFP-RHS to 4x 100G QSFP28 PCC	425Gbps 4x103.125Gbps	OSFP-RHS	QSFP28	1.5m (30AWG) 2m (26AWG)	GOS-4Q28P401-xxC
400G ACC					
400G QSFP-DD ACC	425Gbps	OSFP-DD	OSFP-DD	7m (26AWG)	GQD-AC401-DXXC
400G QSFP112 ACC	425Gbps	QSFP112	QSFP112	2~5m (26/25AWG)	GQS-AC401-xxC
400G OSFP-RHS ACC	425Gbps	OSFP-RHS	OSFP-RHS	3~4m(30/26AWG) 4~7m(26AWG)	GOS-AC401-XXC

Note: The "xxx" in the P/N means the Length, e.g., 001 means 1 meter, 002 means 2 meters, 010 means 10 meters, 100 means 100 meters, etc.

DAC 800G

Features

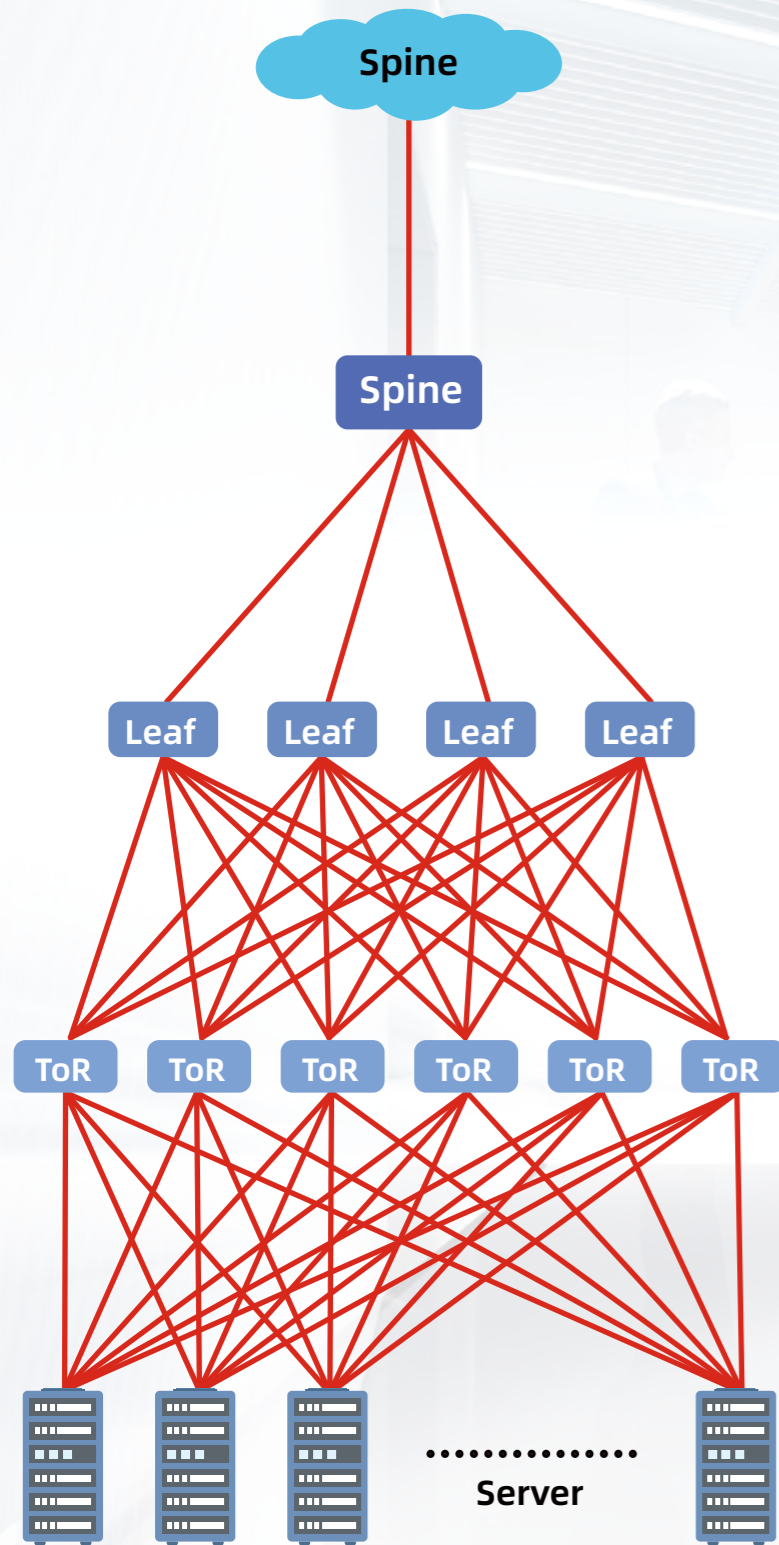
- 8-channel full-duplex twinax copper cable
- 26 or 30 AWG optional
- Hot-pluggable QSFP-DD/OSFP MSA-compliant connectors
- Compliant with CMIS, SFF-8636 and SFF-8665
- Case operating temperature range: 0 to 70°C
- EEPROM customized with I²C interface
- Enhanced EMI/EMC performance
- RoHS compatible (lead free)




Product	Rate	Port 1	Port 2	Reach	P/N
800G PCC					
800G QSFP112-DD PCC	850Gbps	QSFP112-DD	QSFP112-DD	1m (30AWG) 2m (26AWG)	GQS-PC801-xxC
800G QSFP-DD to 2x400G QSFP112 Breakout PCC	850Gbps 2x425Gbps	QSFP-DD	QSFP112	1m (30AWG) 1.8m (26AWG)	GQD-2QPC801-xxC
800G OSFP PCC	850Gbps	OSFP	OSFP	0.5m/1m (30AWG) 2m (26/25AWG)	GOS-PC801-XXXC
800G OSFP to 2x400G OSFP-RHS Breakout PCC	850Gbps 2x425Gbps	OSFP	OSFP-RHS	1m (30AWG) 1.8m (26AWG)	GOS-2OPC801-xxC
800G OSFP to 2x400G QSFP112 Breakout PCC	850Gbps 2x425Gbps	OSFP	QSFP112	1.5m (30AWG) 3m (26AWG)	GOS-2Q112P801-xxC
800G OSFP to 4x200G QSFP112 Breakout PCC	850Gbps 4x212.5Gbps	OSFP	QSFP112	1.5m (30AWG) 3m (26AWG)	GOS-4Q112P801-xxC
800G ACC					
800G QSFP-DD ACC	850Gbps	QSFP-DD	QSFP-DD	4m (26AWG)	GQD-AC801-DXXC
800G QSFP-DD to 2x400G QSFP112 Breakout ACC	850Gbps 2x425Gbps	QSFP-DD	QSFP112	5m (26AWG)	GQD-2QAC801-xxC
800G OSFP ACC	850Gbps	OSFP	OSFP	5m (26AWG)	GOS-AC801-XXXC
800G OSFP to 2x400G OSFP-RHS Breakout ACC	850Gbps 2x425Gbps	OSFP	OSFP-RHS	5m (26AWG)	GOS-2OAC801-xxC
800G OSFP to 4x200G OSFP-RHS Breakout ACC	850Gbps 4x212.5Gbps	OSFP	OSFP-RHS(Flat-top)	4m (30AWG) 5m (26AWG)	GOS-4OAC801-xxC
800G OSFP to 2x400G QSFP112 Breakout ACC	850Gbps 2x425Gbps	OSFP	QSFP112	4m (30AWG) 5m (26AWG)	GOS-2Q112A801-xxC
800G OSFP to 4x200G QSFP112 Breakout ACC	850Gbps 4x212.5Gbps	OSFP	QSFP112	4m (30AWG) 5m (26AWG)	GOS-4Q112A801-xxC

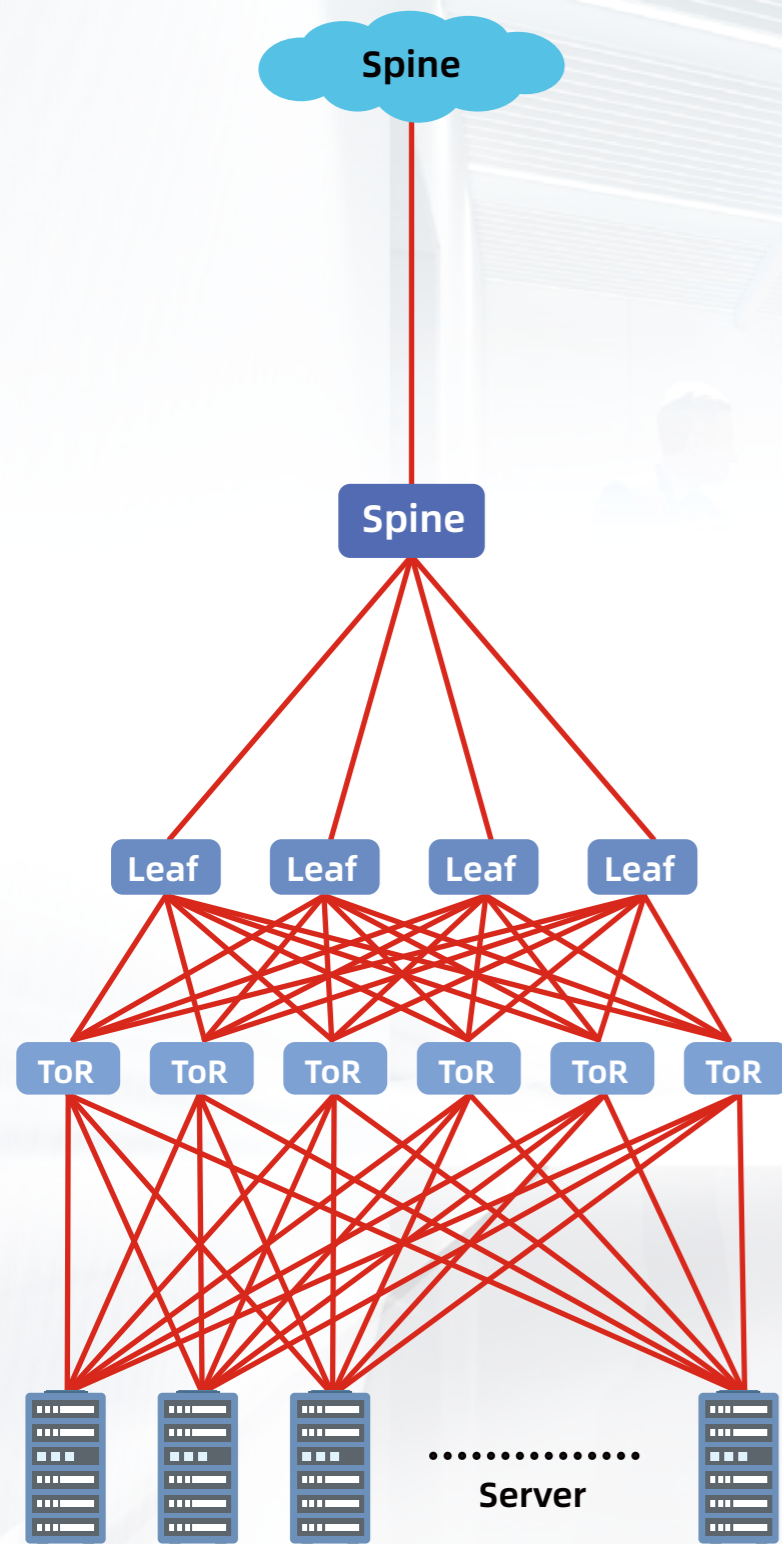
Note: The "xxx" in the P/N means the Length, e.g., 001 means 1 meter, 002 means 2 meters, 010 means 10 meters, 100 means 100 meters, etc.

















Data Center Solution 100G/200G



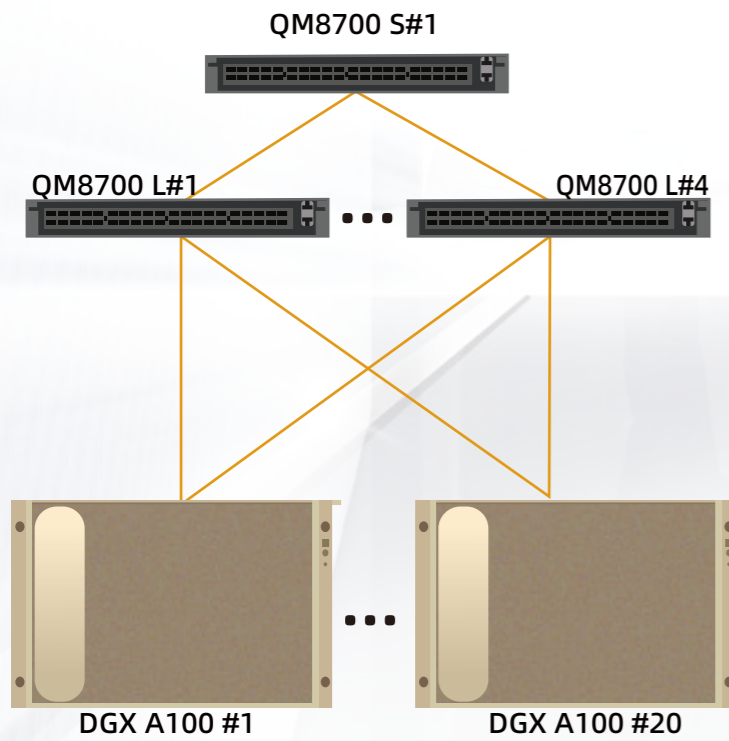
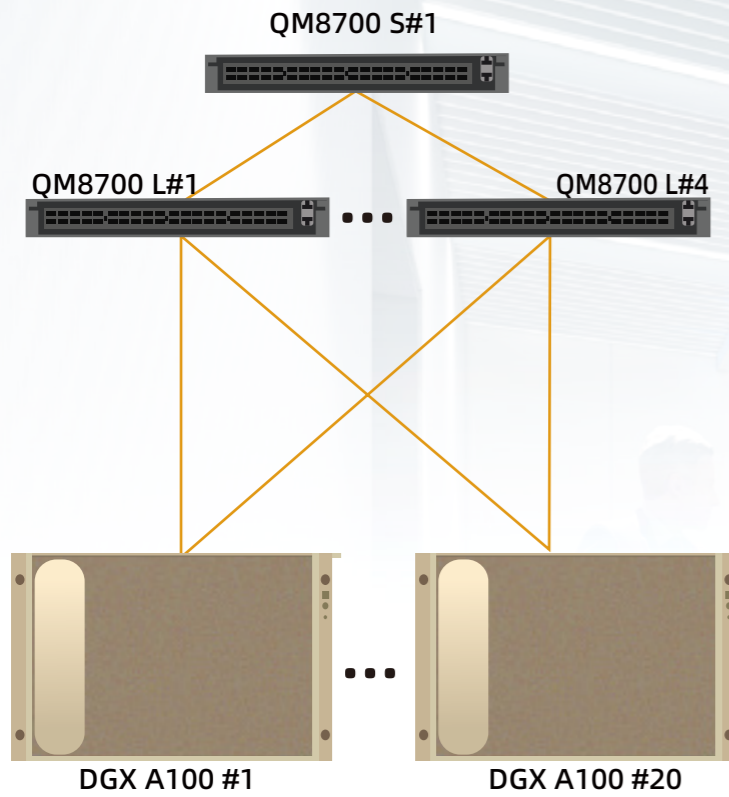
	100G(4×25G NRZ)	200G (8×25G NRZ)	200G (4×50G PAM4)	
Spine - Spine (≤10km)	 <p>100G QSFP28 LR4</p> <ul style="list-style-type: none"> • LAN-WDM DFB+PIN • 103.125Gbps or 111.8Gbps • 10km/20km • 3.5W • Dual LC 	 <p>200G QSFP-DD LR8</p> <ul style="list-style-type: none"> • 206.25Gbps • LWDM EML+PIN • 10km/20km • 7.5W • Dual LC 	 <p>200G QSFP56 LR4</p> <ul style="list-style-type: none"> • 212.5Gbps • CWDM/LWDM DML+PIN • 10km • 7.5W • Dual LC <p>400G QSFP-DD LR4</p> <ul style="list-style-type: none"> • 425Gbps • LWDM EML+PIN • 10km • 12W • Dual LC 	
Leaf - Spine (≤2km)	 <p>100G QSFP28 CWDM4</p> <ul style="list-style-type: none"> • CWDM DFB+PIN • 103.125Gbps • 2km/10km • 3.5W • Dual LC 	 <p>200G QSFP-DD PSM8</p> <ul style="list-style-type: none"> • 206.25Gbps • 1310nm DML+PIN • 2km/10km • 6W(2km) or 6.5W(10km) • MPO24 <p>200G QSFP-DD 2xCWDM4</p> <ul style="list-style-type: none"> • 206.25Gbps • 2xCWDM4 DML+PIN • 2km/10km • 7W • Dual Duplex LC 	 <p>200G QSFP56 DR4</p> <ul style="list-style-type: none"> • 212.5Gbps • 1310nm DML+PIN • 500m • 5.5W • MPO12 <p>200G QSFP56 FR4</p> <ul style="list-style-type: none"> • 212.5Gbps • CWDM DML/EML+PIN • 10km/20km • 5.5W • Dual LC 	
TOR - Leaf (≤100m)	 <p>100G QSFP28 SR4</p> <ul style="list-style-type: none"> • 850nm VCSEL+PIN • 25.78Gbps • Standard edition: 70m(OM3) or 100m(OM4) • Enhanced Edition: 300m(OM4) • 1W 	 <p>200G QSFP-DD SR8</p> <ul style="list-style-type: none"> • 850nm VCSEL+PIN • 206.25Gbps • 70m(OM3) or 100m(OM4) • 4W • MPO24 	 <p>200G QSFP56 SR4</p> <ul style="list-style-type: none"> • 212.5Gbps • 850nm VCSEL+PIN • 70m(OM3) or 100m(OM4) • 5W • MPO12 	
Server - TOR (DAC/AOC) (≤20m)	 <p>25G SFP28 AOC</p> <ul style="list-style-type: none"> • 850nm VCSEL+PIN • 25.78Gbps • Standard edition: 70m(OM3) or 100m(OM4) • Enhanced Edition: 300m(OM4) • 1W <p>25G SFP28 DAC</p> <ul style="list-style-type: none"> • 25.78125Gbps • 25G NRZ • 5m 	 <p>100G QSFP28 to 4×25G SFP28 Breakout AOC</p> <ul style="list-style-type: none"> • 850nm VCSEL+PIN • 103.125Gbps • 70m(OM3) or 100m(OM4) • 2W(100G QSFP28) & 1W(25G SFP28) <p>100G QSFP28 to 4×25G SFP28 Breakout PCC</p> <ul style="list-style-type: none"> • 25.78125Gbps • 25G NRZ • 5m 	 <p>200G QSFP-DD to 8×25G SFP28 Breakout AOC</p> <ul style="list-style-type: none"> • 850nm VCSEL+PIN • 206.25Gbps & 2×103.125Gbps • 70m(OM3) or 100m(OM4) • 4W(200G QSFP-DD) & 1W(25G SFP28) <p>200G QSFP-DD to 8×25G SFP28 Breakout PCC</p> <ul style="list-style-type: none"> • 206.25Gbps • 8×25G NRZ • 3m 	 <p>200G QSFP56 to 2×100G QSFP56 Breakout AOC</p> <ul style="list-style-type: none"> • 850nm VCSEL+PIN • 212.5Gbps & 2×106.25Gbps • 70m(OM3) or 100m(OM4) • 5W(200G QSFP56) & 4.5W(100G QSFP56) <p>200G QSFP56 to 2×100G QSFP56 Breakout PCC</p> <ul style="list-style-type: none"> • 212.5Gbps & 2×106.25Gbps • 4×50G PAM4 • 5m

Data Center Solution 400G



	400G QSFP-DD	400G QSFP112(4X100G PAM4)	
Spine - Spine (≤10km)	 <p>400G QSFP-DD LR8</p> <ul style="list-style-type: none"> • 425Gbps • LWDM EML+PIN • 10km/20km • 12.5W • MPO24/MPO16 	 <p>400G QSFP-DD DR4++(SiPh)</p> <ul style="list-style-type: none"> • 425Gbps • 1310nm CW+MZ+PIN • 10km • 10.5W • MPO12 	 <p>400G QSFP112 FR4</p> <ul style="list-style-type: none"> • 425Gbps • CWDM4 EML • 2km • 11W • Dual LC
	 <p>400G QSFP-DD 2xFR4</p> <ul style="list-style-type: none"> • 425Gbps • 2xCWDM4 DML+PIN • 2km • 9W • Dual Duplex LC 	 <p>400G QSFP112 LR4</p> <ul style="list-style-type: none"> • 425Gbps • CWDM4 EML • 10km • 11W • Dual LC 	 <p>400G QSFP-DD LR4(EML)</p> <ul style="list-style-type: none"> • 425Gbps • LWDM EML+PIN • 10km • 11W • Dual LC
Leaf - Spine (≤2km)	 <p>400G QSFP-DD PSM8</p> <ul style="list-style-type: none"> • 425Gbps • 1310nm EML+PIN • 2km/10km • 11W • MPO24/MPO16 	 <p>400G QSFP112 DR4/DR+(SiPh)</p> <ul style="list-style-type: none"> • 425Gbps • 1310nm CW+MZ+PIN • 500m/2km • 10W • MPO12 	 <p>400G QSFP-DD DR4/DR+(SiPh)</p> <ul style="list-style-type: none"> • 425Gbps • 1310nm CW+MZ+PIN • 500m/2km • 10W • MPO12
TOR - Leaf (≤100m)	 <p>400G QSFP-DD SR8</p> <ul style="list-style-type: none"> • 425Gbps • 850nm VCSEL+PIN • 70m(OM3) or 100m(OM4) • 8.5W • MPO16 	 <p>400G QSFP112 SR4</p> <ul style="list-style-type: none"> • 425Gbps • 850nm VCSEL+PIN • 70m(OM3) or 100m(OM4) • 8W • MPO12 	 <p>400G QSFP-DD SR4</p> <ul style="list-style-type: none"> • 425Gbps • 850nm VCSEL+PIN • 70m(OM3) or 100m(OM4) • 8.5W • MPO16
Server - TOR (DAC/AOC) (≤20m)	 <p>400G QSFP-DD to 2x200G QSFP56 Breakout AOC</p> <ul style="list-style-type: none"> • 425Gbps & 2x212.5Gbps • 850nm VCSEL+PIN • 70m(OM3) or 100m(OM4) • 9W(400G QSFP-DD) or 5W(200G QSFP56) 	 <p>400G QSFP112 AOC</p> <ul style="list-style-type: none"> • 425Gbps • 850nm VCSEL+PIN • 70m(OM3) or 100m(OM4) • 8W 	 <p>400G QSFP-DD to 2x200G QSFP56 Breakout PCC</p> <ul style="list-style-type: none"> • 425Gbps & 2x212.5Gbps • 8x50G PAM4 • 3m
		 <p>400G QSFP112 DAC</p> <ul style="list-style-type: none"> • 425Gbps • 4x112G PAM4 • 3m(PCC) or 5m(ACC) 	

800G AI Data Center Solution



<5m		<50m	
 <p>800G OSFP to 2x400G QSFP112 DAC</p> <ul style="list-style-type: none"> • 850Gbps & 2x400Gbps • 8x100G PAM4 • 2m(PCC)/5m(ACC) 	 <p>800G OSFP to 2x400G OSFP-RHS DAC</p> <ul style="list-style-type: none"> • 850Gbps & 2x400Gbps • 8x100G PAM4 • 2m(PCC)/5m(ACC) 	 <p>800G OSFP to 2x400G QSFP112 AOC</p> <ul style="list-style-type: none"> • 850Gbps & 2x400Gbps • 850nm VCSEL+PIN • 30m (OM3) or 50m (OM4) 	 <p>800G OSFP to 2x400G OSFP-RHS AOC</p> <ul style="list-style-type: none"> • 850Gbps & 2x400Gbps • 850nm VCSEL+PIN • 30m (OM3) or 50m (OM4)
<100m		>500m	
 <p>800G OSFP SR8</p> <ul style="list-style-type: none"> • 850Gbps • 850nm VCSEL+PIN • 60m(OM3) or 100m(OM4) • 13.5W • 2xMPO12 	 <p>800G OSFP DR8/DR8+/DR8++ (SiPh)</p> <ul style="list-style-type: none"> • 850Gbps • 1310nm CW+MZ+PIN • 500m/2km/10km • 18.5W • 2xMPO12 	 <p>400G OSFP-RHS SR4</p> <ul style="list-style-type: none"> • 425Gbps • 850nm VCSEL+PIN • 60m (OM3) /100m (OM4) • 8W • MPO12 	 <p>400G QSFP112 SR4</p> <ul style="list-style-type: none"> • 425Gbps • 850nm VCSEL+PIN • 60m(OM3) or 100m(OM4) • 8W • MPO12
 <p>400G OSFP-RHS DR4/DR4+/DR4++ (SiPh)</p> <ul style="list-style-type: none"> • 425Gbps • 1310nm CW+MZ+PIN • 500m/2km/10km • 10W • MPO12 	 <p>400G QSFP112 DR4/DR4+/DR4++ (SiPh)</p> <ul style="list-style-type: none"> • 425Gbps • 1310nm CW+MZ+PIN • 500m/2km/10km • 10W • MPO12 		